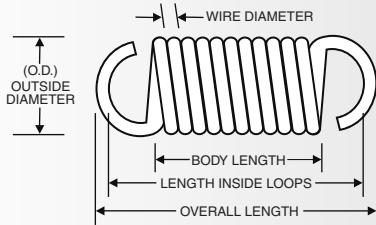




**PRODUCTO CAN ASSIST YOU IN MAKING ANY SIZE OR TYPE OF SPRING  
WE ARE THE SPRING SPECIALISTS!**

## EXTENSION SPRINGS



### TYPES OF ENDS USED ON EXTENSION SPRINGS

|   |                                    |  |                       |
|---|------------------------------------|--|-----------------------|
|   |                                    |  |                       |
| <b>A</b> FULL LOOP FROM SIDE                  | <b>B</b> FULL LOOP FROM CENTER     | <b>C</b> DOUBLE FULL LOOP                | <b>D</b> MACHINE HOOK |
|   |                                    |  |                       |
| <b>E</b> DOUBLE TWISTED FULL LOOP OVER CENTER | <b>F</b> SINGLE FULL LOOP CENTERED | <b>G</b> LONG ROUND END HOOK OVER CENTER |                       |

Date: \_\_\_\_\_

Company Name: \_\_\_\_\_

Contact: \_\_\_\_\_

Position: \_\_\_\_\_

Phone: \_\_\_\_\_

Fax: \_\_\_\_\_

E-mail: \_\_\_\_\_

Quantity: \_\_\_\_\_ Date Required: \_\_\_\_\_

Dimensions/Type:  Inch  Metric

Compression  Extension  Torsion  Other

Description: \_\_\_\_\_

Inside Diameter: \_\_\_\_\_ Outside Diameter: \_\_\_\_\_

Fits in Hole Size: \_\_\_\_\_ Fits over a Rod Size: \_\_\_\_\_

\_\_\_\_\_ Lbs. Load at \_\_\_\_\_ Inches. Free Length: \_\_\_\_\_

Total # of Coils: \_\_\_\_\_ Solid Height: \_\_\_\_\_

Wire Size: \_\_\_\_\_ Type of Ends: \_\_\_\_\_

Pitch: \_\_\_\_\_ R/L Wind: \_\_\_\_\_

If Extension – Length of Spring Inside of Hooks: \_\_\_\_\_

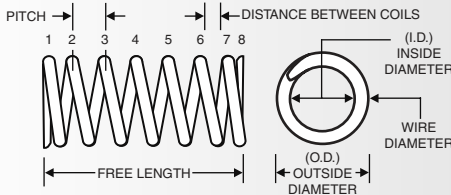
If Extension – Body Length: \_\_\_\_\_

Finish: \_\_\_\_\_

Type of Material if Known: \_\_\_\_\_

Working Environment: \_\_\_\_\_

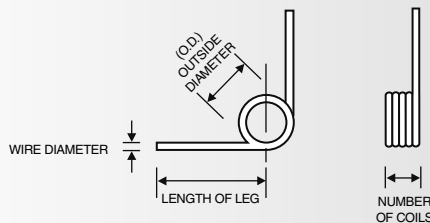
## COMPRESSION SPRINGS



### STANDARD TYPES OF ENDS USED ON COMPRESSION SPRINGS

|                      |                             |                    |                           |
|----------------------|-----------------------------|--------------------|---------------------------|
|                      |                             |                    |                           |
| <b>Z</b> SQUARED END | <b>X</b> SQUARED END GROUND | <b>Y</b> PLAIN END | <b>W</b> PLAIN END GROUND |

## TORSION SPRINGS



**IMPORTANT**  
Please photocopy this page.  
Supply us with complete specifications,  
a drawing and a sample.

USE THIS INCH SCALE TO ASSIST WITH APPROXIMATE MEASUREMENTS

